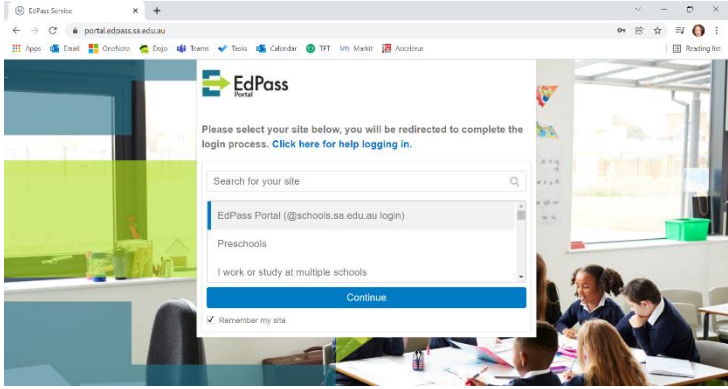
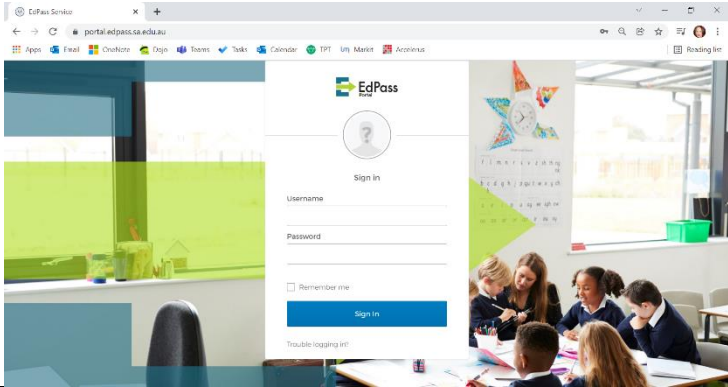
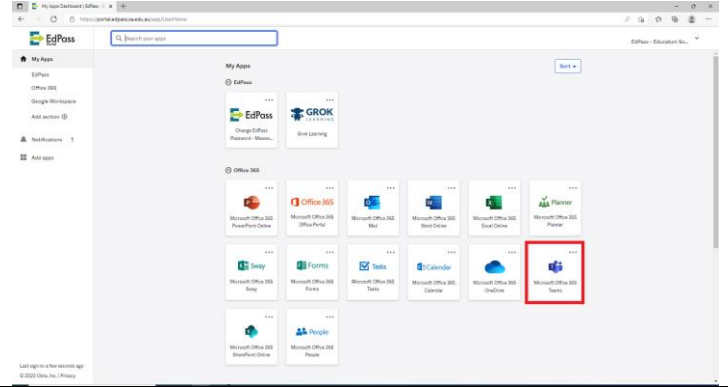
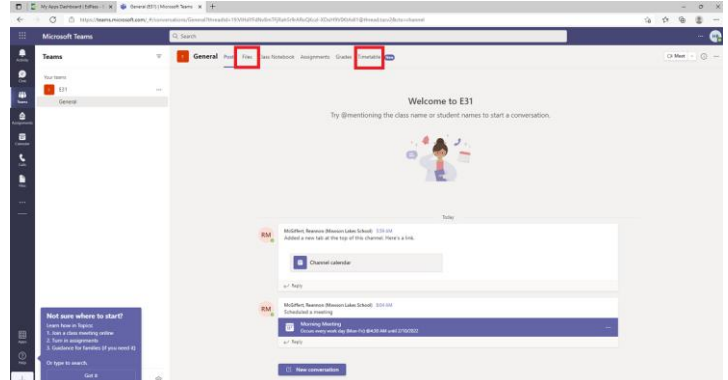




All classes at Mawson Lakes School will use Microsoft Teams to access remote learning resources and live video conferences with their teachers during remote learning in 2022. Please see the user guide below for how to access Ed Pass and teams. Please contact your child's teacher in the first instance with any questions.

| | | |
|---|---|--|
| 1 | Open your preferred browser (Google chrome, Edge, Safari etc) | |
| 2 | Navigate to the following website | https://portal.edpass.sa.edu.au/ |
| 3 | Select EdPass portal (@schools.sa.edu.au) at the top of the list |  |
| 4 | Login using your child's username and password as sent via your child's teacher *Ensure you have entered the username followed by @schools.sa.edu.au (EG: jack.smith657@schools.sa.edu.au) |  |
| 5 | Click on the 'Microsoft Office Teams' tab |  |
| 6 | Welcome to Microsoft Teams! Click on the files tab to access files as added by your child's teacher including learning timetables and learning resources. Click on the timetable tab to access scheduled video conferences |  |

Please continue to monitor correspondence from your child's classroom teacher regarding the remote learning program for their class. School updates will continue to be sent via Skoolbag.