

日本語 NIHONGO



Junior Primary

Konnichiwa! こんにちは!

What a great start to the year. I'm enjoying the student's enthusiasm of learning 日本語にほんご nihongo (Japanese). Many students are discussing their experience of sharing the Japanese language both at home and in their own classroom. Being a 先生 せんせい sensei (teacher) to the family and at school is demonstrating student's powerful learning.

This term students in Reception to Year 2 began to learn about body parts. All students were introduced to Hiragana and Kanji and were writing both styles on whiteboards and within their work. I'm sure your child could sing "Heads, Shoulders, Knees and Toes" to you in Japanese!

Students continued on from last year learning about family. They can match the names of their family members between Japanese and English and many created a family tree. Students are learning vocabulary to name how many people in their family.

Hope you have a great and safe holiday and see you all in Term 2.

Kind Regards, Leesa Sensei

Setsubun Festival

3rd February



Hina Matsuri (Dolls Day)

3rd March



Students learnt about both these Festivals in Term 1 to learn more about the Japanese culture. See if your child can remember what the festivals were about?

Reception to Year 2 Vocabulary:

Body parts

Japanese	picture	meaning
a ta ma		Head
ka ta		Shoulder(s)
hi za		Knee(s)
a shi		Leg(s)
me		Eye(s)
mi mi		Ear(s)
ku chi		Mouth
ha na		Nose
to	and (join nouns)	

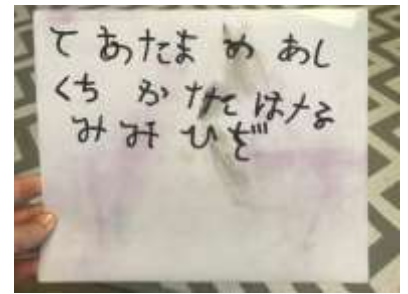
Body parts song

A ta ma, ka ta, hi za to a shi
 Head, shoulders, knees and legs

a ta ma, ka ta, hi za to a shi
 Head, shoulders, knees and legs



me to mi mi, ku chi to ha na
 eyes and ears, mouth and nose

a ta ma, ka ta, hi za to a shi
 Head, shoulders, knees and legs



Body Parts

English	Hiragana	Kanji
Body	からだ	体
Eyes	め	目
Ears	みみ	耳
Mouth	くち	口
Leg/Foot	あし	足
Hand	て	手



Reception to Year 2 Vocabulary:

おかあさん
okaasan



おとうさん
otousan



おにいさん
oniisan



おねえさん
oneesan



おとうとさん
otoutosan



いもうとさん
imoutosan



おじいさん
ojiisan



おばあさん
obaasan



Primary

こんにちは、ルーカス先生 より。
Konnichiwa from Lucas Sensei.

It has been a busy start to the year getting to know all of the students and the Mawson Lakes community.

Students have been working on a number of different activities so far this term in ^{nihongo}日本語 (Japanese) and it's amazing to see students using the language we have been learning not only in the classroom but around the school.

The year 3/4/5s started off the year learning about how New Years is celebrated in Japan. We made some ^{e ma}えま (prayer cards) to make some wishes for the school year and some roosters because it is ^{toridoshi}酉年 (Year of the Rooster).

Our main focus for this term has been ^{ka ba n no naka}かばんの中 (In my school bag). We have compared school life in Japan to Australia through watching some videos and looking at a real ^{rando seru}ランドセル (Japanese school bag), learning the names of a number of objects we use every day in the classroom. We have also been asking to borrow things from people and returning them using simple question and answer patterns.

Students in year 5/6/7 learned about the Japanese New Year tradition of ^{kakizome}かきぞめ (First calligraphy of the year) and had a go using traditional ^{fude}ふで (brushes) and ^{sumi}すみ (ink) to write the character ^{tori}'酉' (bird) for the Year of the Rooster.

Students have begun learning about ^{nihon no niwa}日本のにわ (Japanese gardens) this term. We have identified the features unique to the three different types of gardens and built our vocabulary of objects found in the garden. Students are also in the beginning stages of designing their own Japanese garden and using several sentence structures to describe their gardens

Please see below for some student work from Term 1.

I hope you have a happy and safe holiday, see you all in Term 2!

Lucas ^{sensei}先生


Lucas.Brenen850@schools.sa.edu.au



Ema containing our New Years wishes



Kakizome, New Years calligraphy



Year of the Rooster